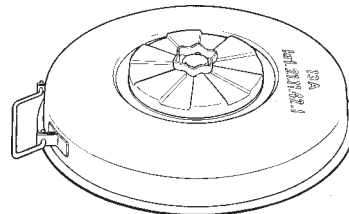

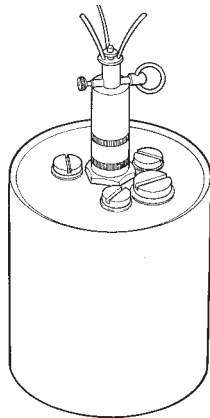
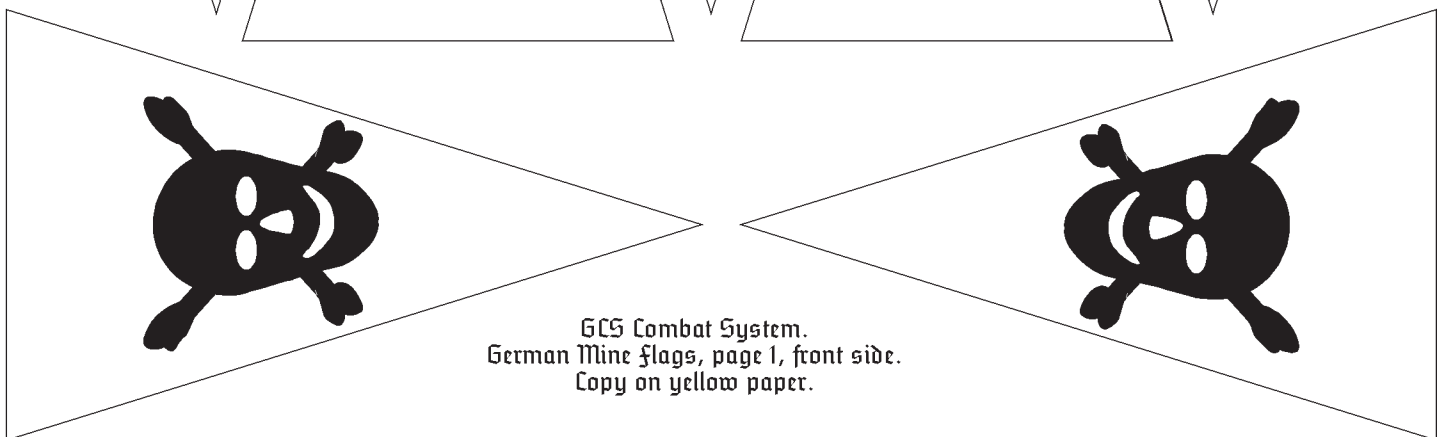




# Mine Flag Art for Combat Simulation+



Instructions for making these mine flags (other art to come later) is pretty simple! Print out the flag sheets on your computer, then take them to a copy store (like Kinkos) and have them print it on both sides--it *might* take a bit of fiddling to make sure the back side art fits within the front side art lines; hey, no one said it would be totally easy ;-P Then, get some stiff wire, ca. 17 inches long, then bend over about 3½ inches so it looks like an “L” shape. Last, take a glue stick and fold over about 3/8 in. or so and glue it around the leg of the wire. When done, the flag can simply be stuck in the ground and *really* represents a mine flag nicely!

Good luck and have fun! *Marsh Wise*

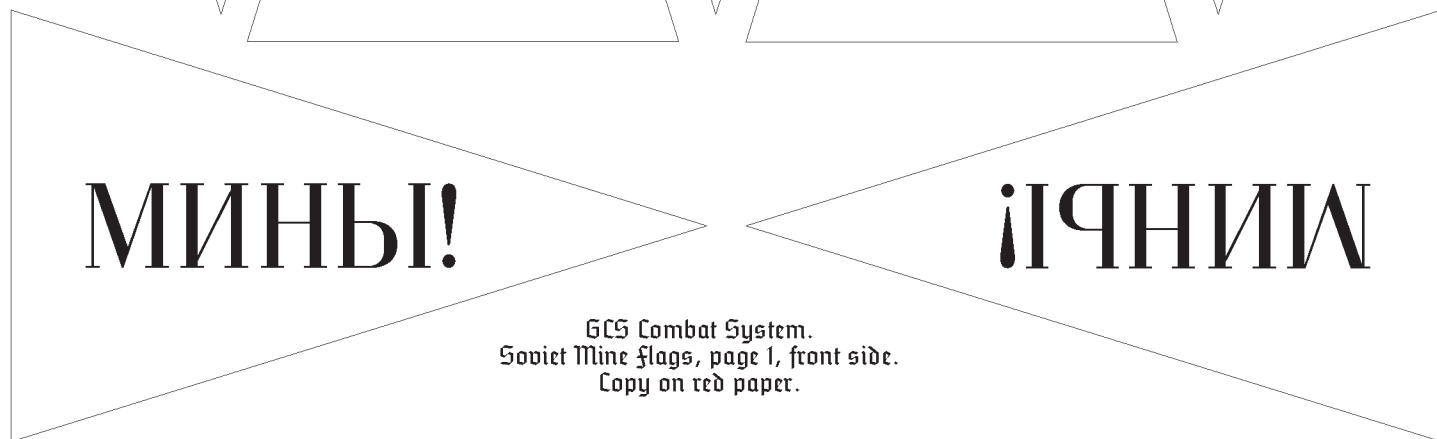






GCS Combat System.  
German Mine flags, page 1, front side.  
Copy on yellow paper.



GCS Combat System.  
German Mine flags, page 2, back side.  
Copy on yellow paper.



GCS Combat System.  
Soviet Mine flags, page 1, front side.  
Copy on red paper.

**МИНЫ!**

**МИНЫ!**

**МИНЫ!**

**МИНЫ!**

**МИНЫ!**

**МИНЫ!**

**МИНЫ!**

**МИНЫ!**

**МИНЫ!**

**МИНЫ!**

**МИНЫ!**

**МИНЫ!**